

# Undergraduate Profile *Fall 2005*

## NEW UCLA UNDERGRADUATES

### Admissions Statistics

FALL 2005	Freshmen	Transfers
Applied	42,227	13,189
Admitted	11,361	5,076
Enrolled	4,422	3,150
Admit Rate	27%	38%
Yield (% admits enrolled)	39%	62%

All other statistics on this page refer to new students enrolled at UCLA in Fall 2005.

### GPA and Test Scores — Enrolled Students

The high school fully-weighted GPA of new freshmen averaged 4.13, and their SAT scores (25th to 75th percentile) ranged from 1190 to 1400. New transfer students had an average college GPA of 3.52.

### New Student Demographics

GENDER	Freshmen	Transfers
Male	41%	46%
Female	59%	54%

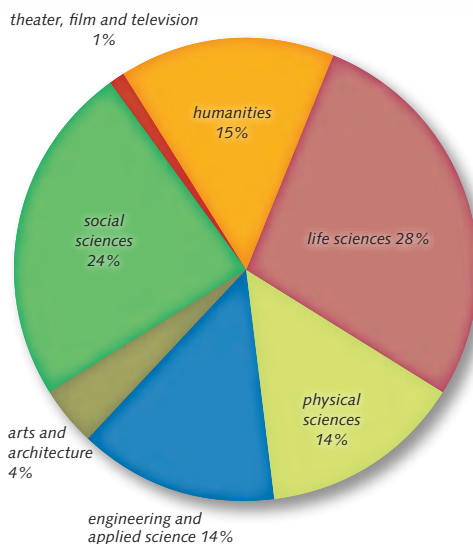
ETHNICITY	Freshmen	Transfers
Native American	<1%	<1%
Asian	40%	28%
African American	3%	3%
Hispanic	14%	16%
White	33%	35%
International	2%	9%
Other, Unknown	8%	9%

FIRST LANGUAGE	Freshmen	Transfers
English only	51%	40%
English and another	29%	29%
Another language only	20%	31%

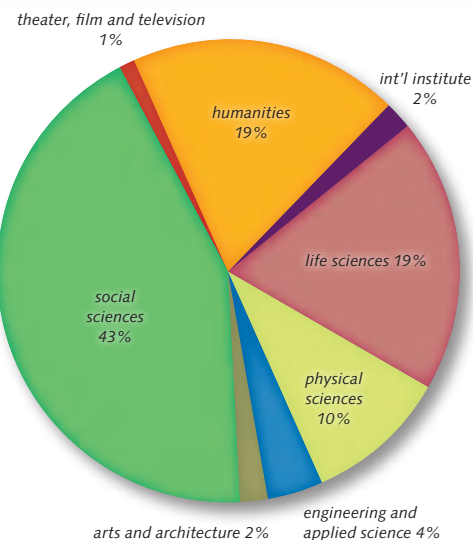
#### AGE

The average age of new freshmen is 18; the average age of new transfers is 22.

### Fields of Study: Freshmen



### Fields of Study: Transfers



### Geographic Origins

Geographic Origin	Freshmen	Transfers
<b>Southern California</b>		
Los Angeles County	34%	54%
Orange County	13%	12%
San Diego County	7%	3%
San Bernardino County	3%	1%
Riverside County	3%	2%
<b>Rest of California</b>	35%	23%
<b>Rest of U.S.</b>	4%	2%
<b>International</b>	1%	4%

### School of Origin

FRESHMEN	
Los Angeles County Public	29%
Los Angeles County Private	5%
Other California Public	52%
Other California Private	8%
Outside California/Unknown	6%
TRANSFERS	
California Community College	92%
University of California	3%
California State University	1%
California Private	1%
Outside California/Unknown	3%

### Freshman Survey

Results of a survey given to incoming freshmen in Fall 2005 showed that during their last year of high school:

- 84% socialized frequently with someone of another racial or ethnic group.
- 94% performed volunteer work frequently or occasionally.

Incoming freshmen provided this information about how they are financing the first year of college:

- 43% plan to use at least \$1,000 in loans or

other money that must be repaid, and 17% will use at least \$6,000 in loans.

- 77% plan to receive at least \$1,000 from family resources, and 59% are counting on at least \$6,000 from family.
- 35% expect to use at least \$1,000 of their own resources (such as work/study).
- 59% expect to receive at least \$1,000 in scholarships or other money that need not be repaid.

# Milestones in the Life of a UCLA Undergraduate

12% of transfers attend UCLA summer session just before their first fall quarter

transfers make up

## TRANSFER

### FRESHMEN: YEAR 1

34% of first years take a Flat Lux seminar

34% take a General Education Cluster course

57% of initial undeclared majors have chosen a major by the end of the first year

25% attend UCLA summer session between 1st and 2nd year

### YEAR 2

96% of entering freshmen return for their second fall quarter

85% of initial undeclared students have declared a major by the end of their second year

51% attend UCLA summer session between 2nd and 3rd years

### YEAR 3

92% of high school entrants return for 3rd fall quarter

## ALL UCLA UNDERGRADUATES — FALL 2005

### Majors

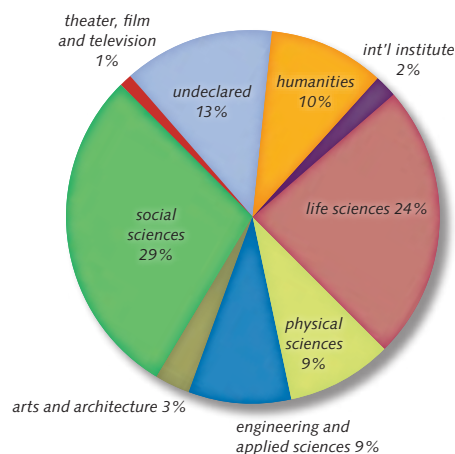
#### LARGEST UNDERGRADUATE MAJORS

Psychology	8%
Political Science	7%
Biology	6%
History	5%
English	5%
Sociology	4%
Biochemistry	3%
Mathematics	3%
Psychobiology	3%
Business Economics	3%
Economics	3%
Physiological Science	2%
Electrical Engineering	2%
Microbiology, Immunology, and Molecular Genetics	2%
Anthropology	2%
Other	42%

#### UNDECLARED ENTRANTS later major in

Psychology, Psychobiology, Cognitive Science	20%
Other Life Sciences	12%
Economics, Business Economics	9%
Sociology	9%
History	8%
Political Science	7%
English	5%
Communication Studies	5%
Linguistics, Foreign Languages, Other Humanities	5%
Area, Ethnic and Cultural Studies	5%
Other Social Sciences	4%
Physical Sciences	4%
Mathematics	3%
Engineering	2%
Fine and Performing Arts	2%

#### UNDERGRADUATE MAJORS BY SCHOOL



### Minors

In Fall 2005, more than 1,500 seniors were pursuing minors. The most popular were:

Political Science
Accounting
Spanish
Education Studies
English
Applied Developmental Studies
Public Affairs
Anthropology
Chicana and Chicano Studies
Philosophy
Public Health
French
Asian Languages
Music History
Classical Civilization

### Total Campus Enrollment

#### PROFESSIONAL SCHOOLS

	Undergrad	Grad
Arts and Architecture	818	356
Education & Information Studies		937
Engineering & Applied Science	2,260	1,254
Law		990
Management		1,446
Public Affairs		446
Theater, Film, and Television	310	371
<b>TOTAL</b>	<b>3,388</b>	<b>5,800</b>

#### COLLEGE OF LETTERS AND SCIENCE

Humanities	2,555	634
Life Sciences	5,980	519
Physical Sciences	2,137	815
Social Sciences	7,182	746
UCLA International Institute	420	51
Undeclared	3,112	
<b>TOTAL</b>	<b>21,387</b>	<b>2,765</b>

**GENERAL CAMPUS** 24,774 8,565

#### HEALTH SCIENCES

Dentistry		392
Medicine		950
Nursing	37	267
Public Health		640
<b>TOTAL</b>	<b>37</b>	<b>2,249</b>

**UCLA TOTAL** 24,811 10,814

er students enter and  
up 50% of students at  
the junior level

58% attend UCLA  
summer session  
between 1st and  
2nd year

94% of transfers  
return this fall

53% of transfers  
have graduated  
by the end of this  
summer

83% of transfers have  
graduated by the end of  
year 3, and 89%  
eventually graduate

## TRANSFERS: YEAR 1

## YEAR 2

## YEAR 3

school  
or their  
ter

approximately 400 students  
participate in the Education  
Abroad Program, and almost  
one-quarter of them are  
transfer students

50% attend  
UCLA summer  
session be-  
tween 3rd and  
4th years

88% of high school  
entrants return this  
fall

86% of all seniors  
report being satis-  
fied or very satisfied  
with their UCLA  
experience

63% of high school  
entrants have gradu-  
ated by the end of  
this summer

85% of high school  
entrants have graduated  
by the end of year 5, and  
89% eventually graduate

## YEAR 4

## YEAR 5

## Expenses and Finances

2005 In-state Budget	\$22,653
Fees	\$6,504
Room and Board (residence hall)	\$11,928
Books and other supplies	\$1,485
Transportation	\$729
Personal expenses	\$1,449
Health insurance (waivable)	\$558

2005 Out-of-state Budget	\$40,473
Fees	\$7,020
Out-of-state tuition	\$17,304
Other expenses as above	\$16,149

Current fee information: [www.registrar.ucla.edu/Fees](http://www.registrar.ucla.edu/Fees)

### FINANCIAL AID

In the past year, 14,266 students applied for need-based financial aid. Of those, 12,153 were awarded any need-based scholarship or grant aid, and 6,505 had their calculated need fully met. The average financial aid package was \$13,462, and the average need-based scholarship and grant award was \$9,950.

## Living Arrangements

University-owned housing	38%
Fraternity/Sorority housing	4%
Other	58%

## Graduation and Time to Degree

### FRESHMEN

63% in 4 years or less  
85% within 5 years  
87% within 6 years

### TRANSFERS

53% in 2 years or less  
82% within 3 years  
87% within 6 years

On average, freshmen take 12.5 quarters (four years plus one-half quarter) to reach their degree; transfer students take 7 quarters (two years plus one quarter). Among graduating seniors, 22% have double majors and 9% have completed at least one minor.

### POST-GRADUATE PLANS

In a recent survey of graduating seniors, 83% of respondents said they planned to attend graduate or professional school in the future. Within three years of graduation, over a third are enrolled in a graduate or professional program, or are pursuing other post-graduate study.

## Demographics — Fall 2005

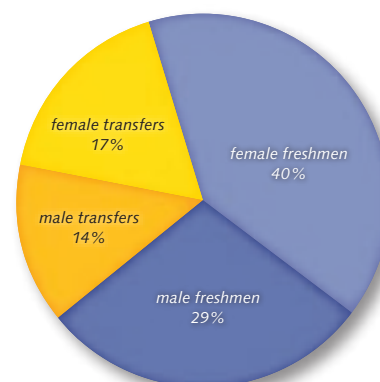
### UNDERGRADUATE ETHNICITY

Native American	< 1%
Asian	38%
African American	3%
Hispanic	15%
White	34%
International	4%
Other, Unknown	6%

## Time Outside the Classroom

In a 2004 survey, UCLA students reported how they spent time outside the classroom:

- 56% participated in campus based organizations; 17% were active for more than 4 hours a week
- 56% performed community service or volunteer activities; 15% spent more than 4 hours a week on service activities
- 54% worked for pay; 25% worked more than 12 hours each week
- 87% did some form of physical exercise or recreational sports; 28% exercised more than 4 hours each week



Gender of all undergraduates in Fall 2005, by their status when they first enrolled



# EDUCATIONAL OPPORTUNITIES AT UCLA IN 2004-05

**UCLA students enroll in small classes and unique educational opportunities from the beginning of their undergraduate careers through their senior year.**

The Fiat Lux seminar program began in Fall 2001 as a way for freshmen to interact with faculty in small groups. In 2004-05 faculty taught close to 190 Fiat Lux seminars. Freshmen have a chance to enroll in other small classes as well, from composition and foreign language instruction to the seminars that cap the year-long General Education Cluster courses. The General Education Clusters bring an interdisciplinary approach to topics such as Biotechnology and Society; Politics, Society and Urban Culture in East Asia; and Inside the Performing Arts. In 2004-05 93% of first-year freshmen enrolled in a course with 30 or fewer students, and 41% took three or more small classes.

First-year transfer students took advantage of special opportunities in 2004-05 as well; 1,185 new transfers took at least one seminar, and 282 took an independent study course.

By their senior year, students are engaged in courses that challenge them to apply what they've learned to advanced problems, such as design work in engineering, honors theses in humanities and social sciences, creative work in the arts, and laboratory research in the sciences.

## FRESHMAN AND SOPHOMORE ENROLLMENT

Freshmen Fiat Lux seminars	2,882
General Education Cluster seminars	1,267
Honors seminars and tutorials	1,638
Other seminars	1,616
Visual and Performing Arts classes	4,109
Research and internship courses	915

## JUNIOR AND SENIOR ENROLLMENT

Honors seminars and tutorials	2,291
Faculty research team meetings	582
Other seminars	1,616
Visual and Performing Arts classes	4,167
Research and internship courses	3,196

## Learning Outside the Classroom

Participated in the Education Abroad program	423
Enrolled in a travel study program through UCLA summer sessions	727
Spent at least one quarter in Washington D.C. through the CAPP program	80



*School of the Arts and Architecture, Department of Ethnomusicology: Korean Ensemble*



*School of the Arts and Architecture, Department of Music: Brass Ensemble*



*A senior biochemistry major enrolled in an independent study course works as a member of Professor Guillaume Chanfreau's laboratory team.*



◀ *A discussion in a year-long honors seminar on research methodology, taught by Professor Jackson Beatty for students working in the laboratories of faculty mentors in the Department of Psychology.*

*An English major discusses her senior thesis on Pilipino-American writer Bienvenido Santos with Professor King-Kok Cheung* ▶

